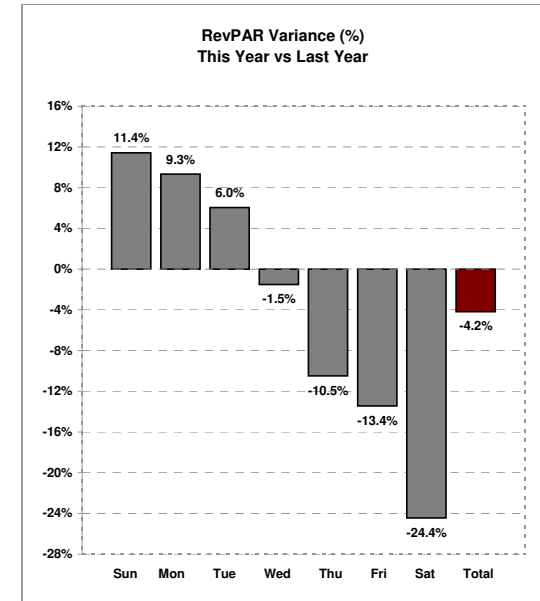
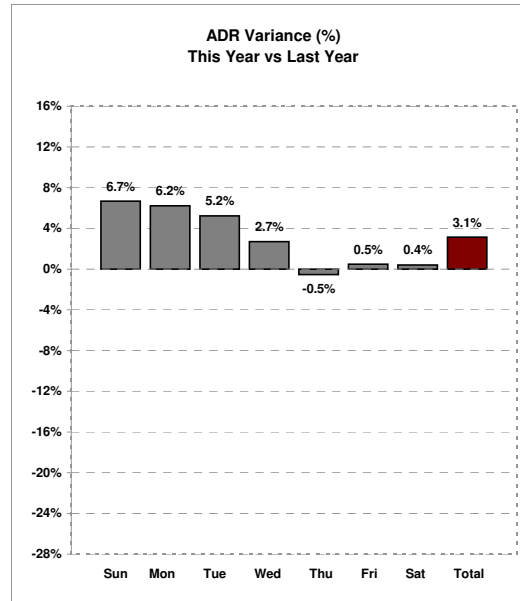
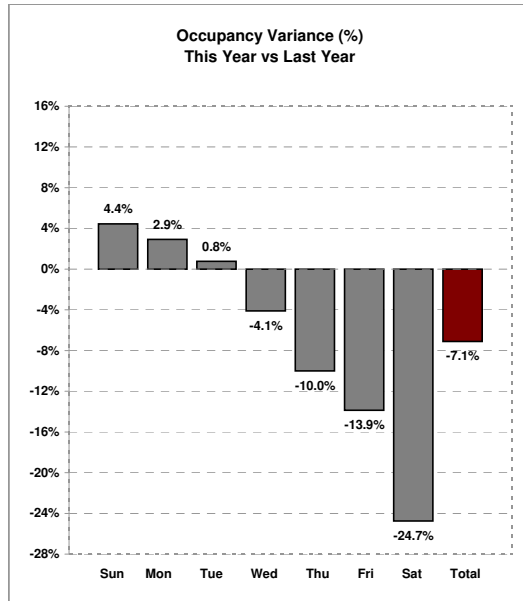




## Weekly Lodging Report - Total United States - Week of March 16, 2008 - March 22, 2008

	Actual Mar 16, 2008 - Mar 22, 2008								Percent Change from Previous Year							
	16-Mar-08	17-Mar-08	18-Mar-08	19-Mar-08	20-Mar-08	21-Mar-08	22-Mar-08	Total	18-Mar-07	19-Mar-07	20-Mar-07	21-Mar-07	22-Mar-07	23-Mar-07	24-Mar-07	Total
	Sun	Mon	Tue	Wed	Thu	Fri	Sat	Week	Sun	Mon	Tue	Wed	Thu	Fri	Sat	Week
<b>Occupancy</b>	51.0%	65.3%	69.9%	67.6%	60.6%	61.5%	54.8%	61.5%	4.4%	2.9%	0.8%	-4.1%	-10.0%	-13.9%	-24.7%	-7.1%
<b>Average Daily Rate</b>	\$110.13	\$112.76	\$113.22	\$110.81	\$105.85	\$103.28	\$104.69	\$108.87	6.7%	6.2%	5.2%	2.7%	-0.5%	0.5%	0.4%	3.1%
<b>Revenue Per Available Room</b>	\$56.22	\$73.68	\$79.17	\$74.92	\$64.09	\$63.49	\$57.37	\$66.99	11.4%	9.3%	6.0%	-1.5%	-10.5%	-13.4%	-24.4%	-4.2%



Source: Smith Travel Research

You may quote this data when properly attributing it to Smith Travel Research, Inc.  
For additional information about specific markets or STR chain scales please contact STR at 615-824-8664, or e-mail: info@smithtravelresearch.com.

Date Created: March 25, 2008