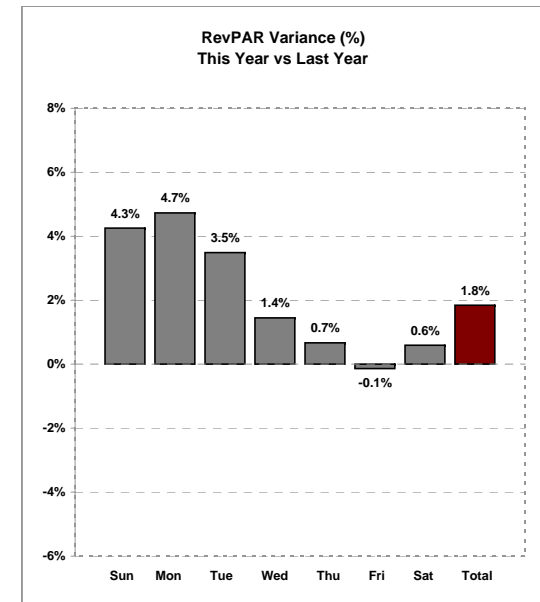
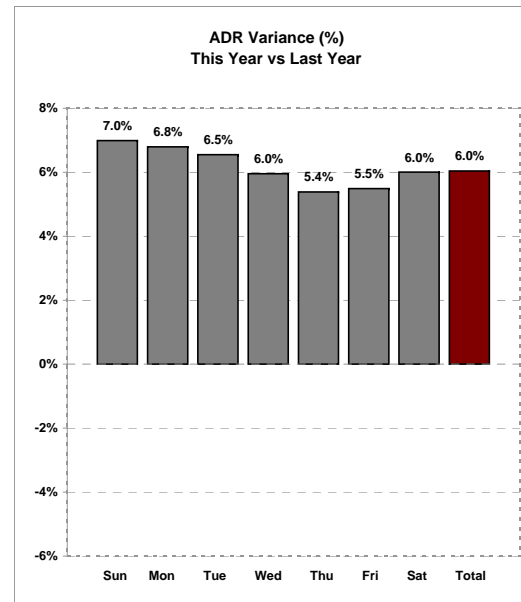
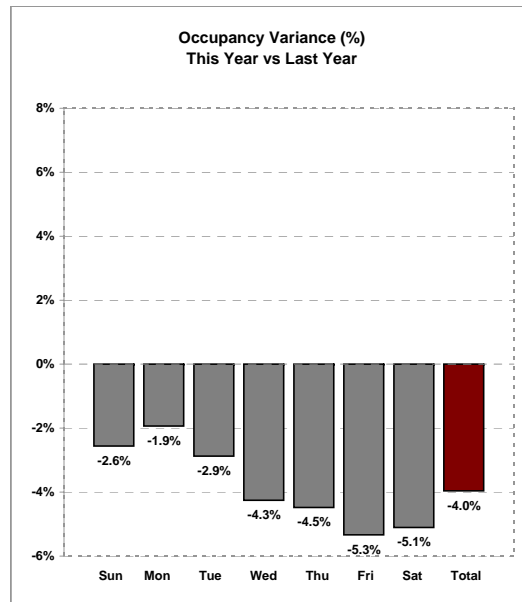




Weekly Lodging Report - Total United States - Week of November 18, 2007 - November 24, 2007

	Actual Nov 18, 2007 - Nov 24, 2007								Percent Change from Previous Year							
	18-Nov-07	19-Nov-07	20-Nov-07	21-Nov-07	22-Nov-07	23-Nov-07	24-Nov-07	Total	19-Nov-06	20-Nov-06	21-Nov-06	22-Nov-06	23-Nov-06	24-Nov-06	25-Nov-06	Total
	Sun	Mon	Tue	Wed	Thu	Fri	Sat	Week	Sun	Mon	Tue	Wed	Thu	Fri	Sat	Week
Occupancy	38.3%	43.2%	40.1%	40.5%	49.8%	59.6%	51.9%	46.2%	-2.6%	-1.9%	-2.9%	-4.3%	-4.5%	-5.3%	-5.1%	-4.0%
Average Daily Rate	\$93.55	\$91.08	\$87.64	\$93.36	\$95.52	\$96.80	\$95.89	\$93.74	7.0%	6.8%	6.5%	6.0%	5.4%	5.5%	6.0%	6.0%
Revenue Per Available Room	\$35.85	\$39.31	\$35.18	\$37.79	\$47.57	\$57.68	\$49.75	\$43.30	4.3%	4.7%	3.5%	1.4%	0.7%	-0.1%	0.6%	1.8%



Source: Smith Travel Research

You may quote this data when properly attributing it to Smith Travel Research, Inc.
For additional information about specific markets or STR chain scales please contact STR at 615-824-8664, or e-mail: info@smithtravelresearch.com.

Date Created: November 28, 2007