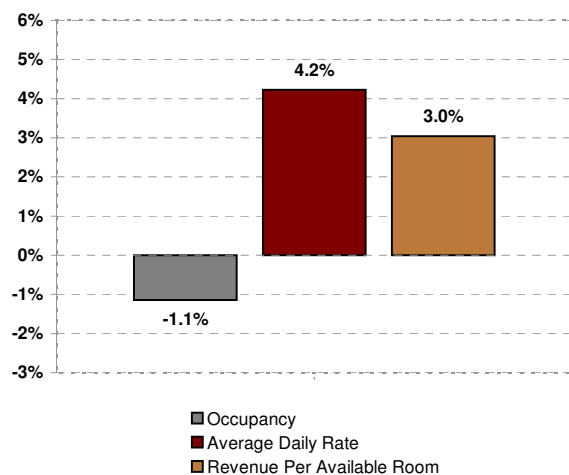




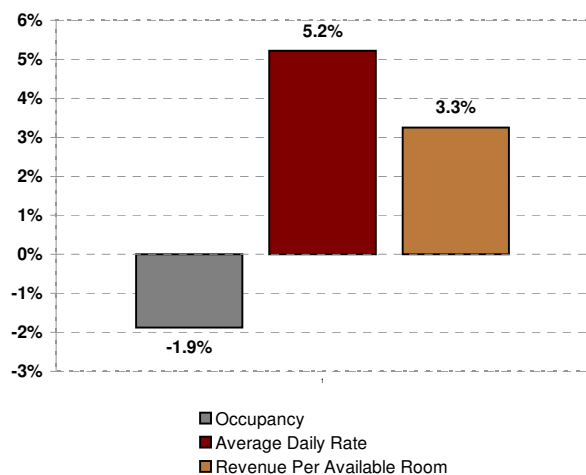
## Monthly Lodging Report - Total United States - February 2008

	Month		3 Months Ending		Year to Date	
	Feb 2008	% Change	Feb 2008	% Change	Feb 2008	% Change
Occupancy	59.3%	-1.1%	53.0%	-1.9%	55.3%	-1.5%
Average Daily Rate	\$108.46	4.2%	\$105.53	5.2%	\$107.09	5.0%
Revenue Per Available Room	\$64.32	3.0%	\$55.89	3.3%	\$59.17	3.4%

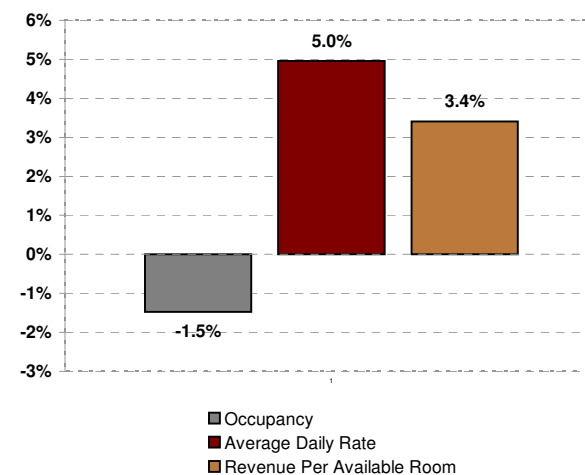
**Monthly Variance (%)  
This Year vs Last Year**



**Running 3 Month Variance (%)  
This Year vs Last Year**



**YTD Variance (%)  
This Year vs Last Year**



**Source: Smith Travel Research**

You may quote this data when properly attributing it to Smith Travel Research, Inc.

For additional information about specific markets or STR chain scales please contact STR at 615-824-8664, or e-mail: [info@smithtravelresearch.com](mailto:info@smithtravelresearch.com).

Date Created: March 21, 2008