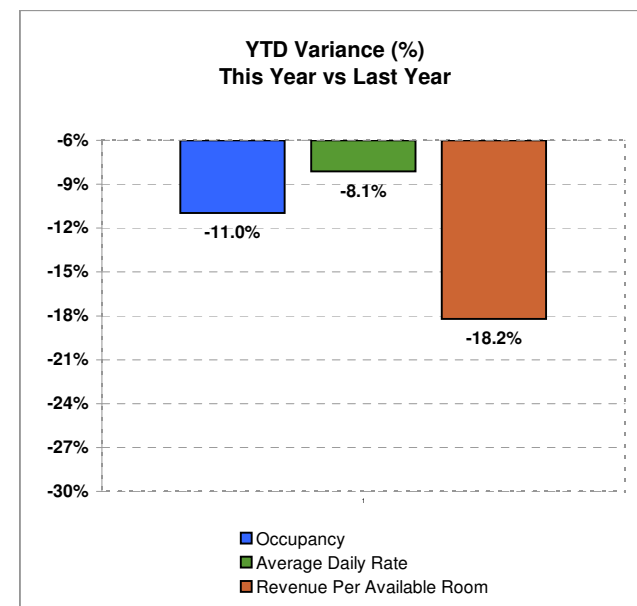
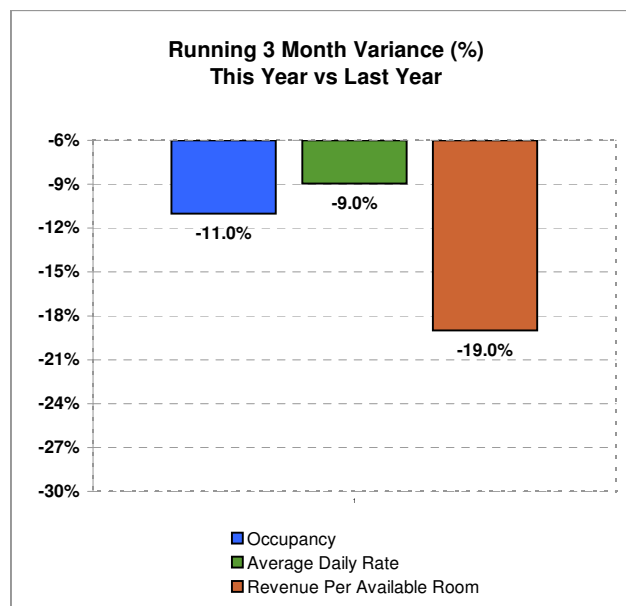
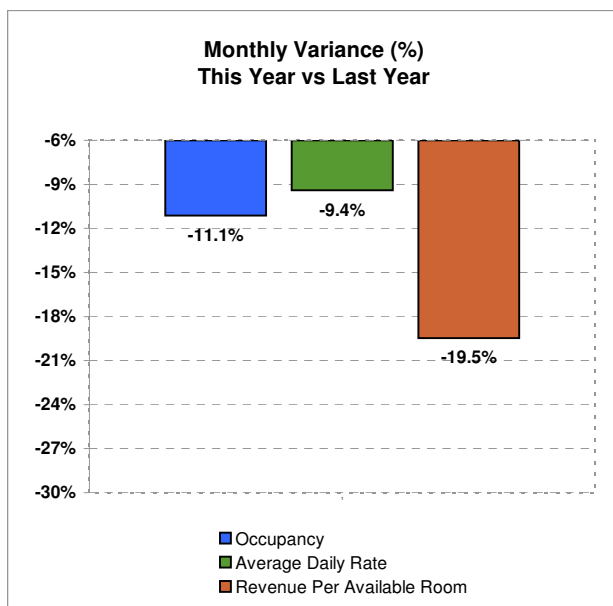




## Monthly Hotel Report - Total United States - April 2009

	Month		3 Months Ending		Year to Date	
	Apr 2009	% Change	Apr 2009	% Change	Apr 2009	% Change
Occupancy	56.4%	-11.1%	55.0%	-11.0%	52.6%	-11.0%
Average Daily Rate	\$98.37	-9.4%	\$99.38	-9.0%	\$99.67	-8.1%
Revenue Per Available Room	\$55.48	-19.5%	\$54.63	-19.0%	\$52.46	-18.2%



**Source: Smith Travel Research**

You may quote this data when properly attributing it to Smith Travel Research, Inc.

For additional information about specific markets or STR chain scales please contact STR at 615-824-8664, or e-mail: [info@smithtravelresearch.com](mailto:info@smithtravelresearch.com).

Date Created: May 20, 2009