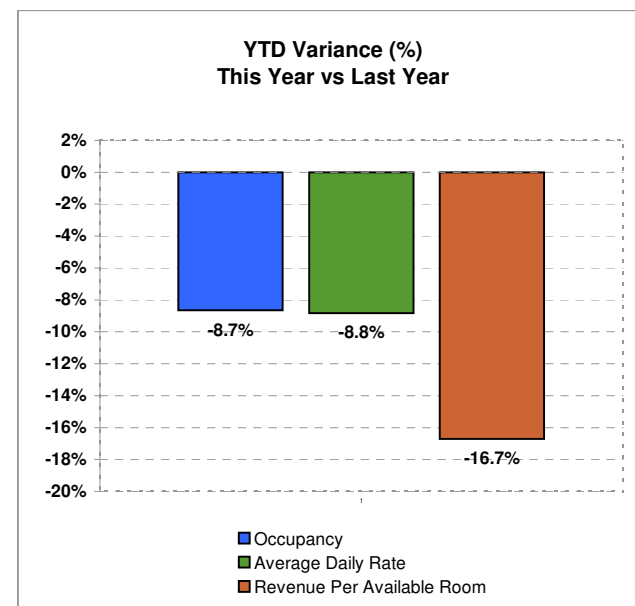
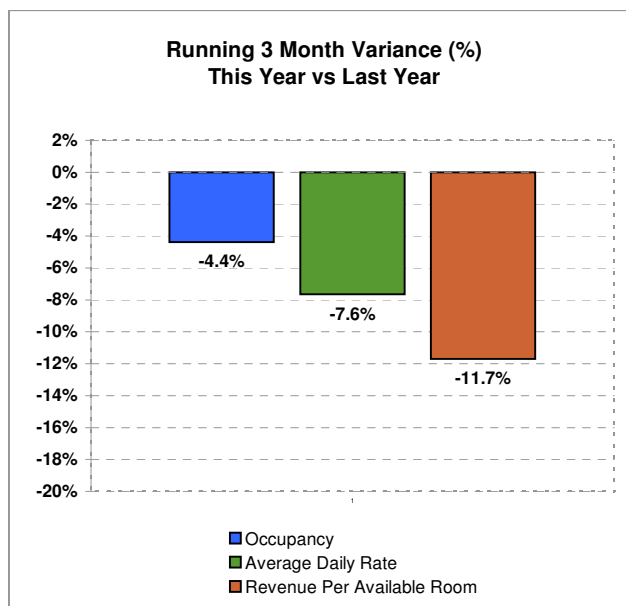
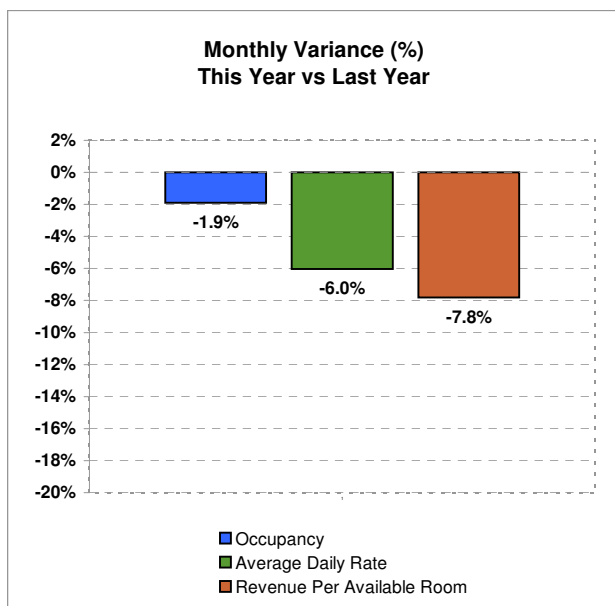




Monthly Hotel Report - Total United States - December 2009

	Month		3 Months Ending		Year to Date	
	Dec 2009	% Change	Dec 2009	% Change	Dec 2009	% Change
Occupancy	44.2%	-1.9%	50.6%	-4.4%	55.1%	-8.7%
Average Daily Rate	\$93.73	-6.0%	\$95.78	-7.6%	\$97.51	-8.8%
Revenue Per Available Room	\$41.46	-7.8%	\$48.49	-11.7%	\$53.71	-16.7%



Source: Smith Travel Research

You may quote this data when properly attributing it to Smith Travel Research, Inc.

For additional information about specific markets or STR chain scales please contact STR at 615-824-8664, or e-mail: info@smithtravelresearch.com.

Date Created: January 19, 2010