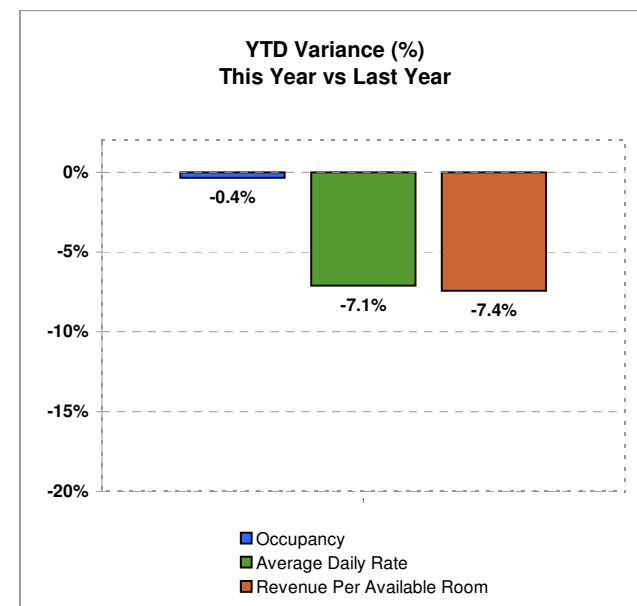
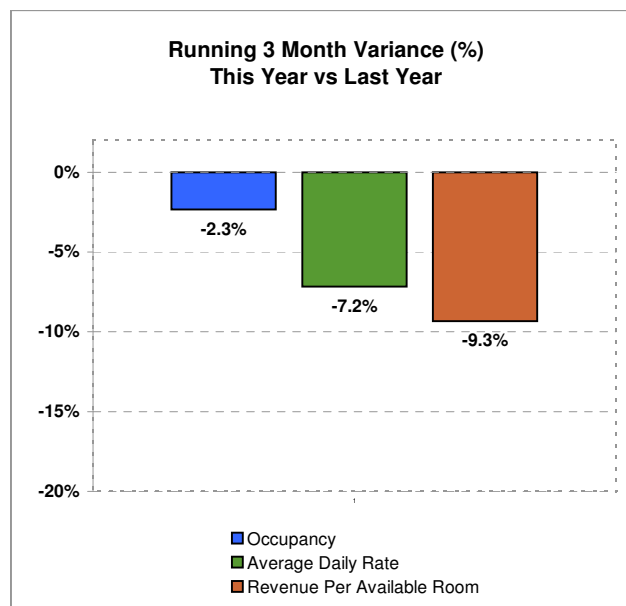
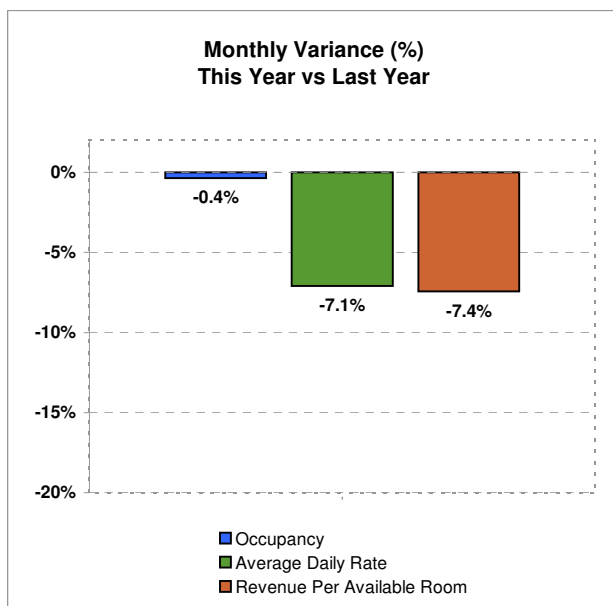




Monthly Hotel Report - Total United States - January 2010

	Month		3 Months Ending		Year to Date	
	Jan 2010	% Change	Jan 2010	% Change	Jan 2010	% Change
Occupancy	45.1%	-0.4%	46.0%	-2.3%	45.1%	-0.4%
Average Daily Rate	\$93.93	-7.1%	\$93.88	-7.2%	\$93.93	-7.1%
Revenue Per Available Room	\$42.35	-7.4%	\$43.22	-9.3%	\$42.35	-7.4%



Source: Smith Travel Research

You may quote this data when properly attributing it to Smith Travel Research, Inc.

For additional information about specific markets or STR chain scales please contact STR at 615-824-8664, or e-mail: info@smithtravelresearch.com.

Date Created: February 18, 2010